



TABLE OF CONTENTS

DESCRIPTION	PAGE
SLIPS.....	2-7
ELEVATORS.....	8-12
MANUAL TONGS	14-18
SAFETY CLAMPS	19-20
BUSHINGS & ACCESSORIES.....	21-23
SPIDERS	24-25
ROD HOOKS & ROD ELEVATORS	26



MUD KING HANDLING TOOLS

Drill Pipe Slips SDXL, SDML, SDS

The SD Style Drill Pipe Slip has a unique full wrap around grip and insert design to prevent damage to the drill pipe. The design of the slips with its dove tail slots holds the inserts securely in place and are easily changed for different size pipes. Three different sizes; short, medium and long covers the shallowest and deepest wells.

SDS

SDS						
Body Size	3-1/2"			4-1/2"		
Pipe Size	2-3/8"	2-7/8"	3-1/2"	3-1/2"	4"	4-1/2"
Part Number	J-3901	J-3903	J-3905	J-3907	J-3909	J-3911
Insert	J-2160	J-2161	J-2162	J-2163	J-2164	J-2165
Insert Qty	24			36		
Retaining Ring c/w Hex Nut & Bolt	J-3738					
Left Handle	J-3768					
Right Handle	J-3767					
Center Handle	J-3766					
Left Handle (Flex)	J-3768F					
Right Handle (Flex)	J-3767F					
Center Handle (Flex)	J-3766F					
Handle Pin c/w Washer & Cotter Pin	J-3769					
Hinge Pin c/w Cotter Pin	J-2190					

SDML

SDML												
Body Size	3-1/2"			4-1/2"			5"			5-1/2"		
Pipe Size	2-3/8"	2-7/8"	3-1/2"	3-1/2"	4"	4-1/2"	4"	4-1/2"	5"	4-1/2"	5"	5-1/2"
Part Number	J-15524	J-15523	J-15522	J-15563	J-15564	J-15565	J-15567	J-15568	J-15569	J-15571	J-15572	J-15573
Insert	J-2160	J-2162	J-2162	J-2163	J-2164	J-2165	J-2168	J-2166	J-2167	J-2168	J-2169	J-2170
Insert Qty	30			45			45			45		
Retaining Ring c/w Hex Nut & Bolt	J-3748			J-3739			J-3741			J-3740		
Left Handle	J-3768											
Right Handle	J-3767											
Center Handle	J-3766											
Left Handle (Flex)	J-3768F											
Right Handle (Flex)	J-3767F											
Center Handle (Flex)	J-3766F											
Handle Pin c/w Washer & Cotter Pin	J-3769											
Hinge Pin c/w Cotter Pin	J-2192											
Insert Retaining Screw c/w Washer	J-3745											



MUD KING HANDLING TOOLS

SDXL

Body Size	4-1/2"			5"			5-1/2"		
Pipe Size	3-1/2"	4"	4-1/2"	4"	4-1/2"	5"	4-1/2"	5"	5-1/2"
Part Number	J-15515	J-15514	J-15513	J-15518	J-15517	J-15516	J-15521	J-15520	J-15519
Insert	J-2163	J-2164	J-2165	J-2168	J-2166	J-2167	J-2168	J-2169	J-2170
Insert Qty	54			54			54		
Retaining Ring c/w Hex Nut & Bolt	J-3739			J-3741			J-3740		
Left Handle	J-3768								
Right Handle	J-3767								
Center Handle	J-3766								
Left Handle (Flex)	J-3768F								
Right Handle (Flex)	J-3767F								
Center Handle (Flex)	J-3766F								
Handle Pin c/w Washer & Cotter Pin	J-3769								
Hinge Pin c/w Cotter Pin	J-2192								
Insert Retaining Screw c/w Washer	J-3745								





MUD KING HANDLING TOOLS

Woolley B Style Slips

MKP carries three sizes of slips Type B: short, long and extra long, to handle all size wells to be drilled. They have a unique torque transfer slot preventing excess wear and pressure and inserts are designed with flat backs so load is transferred to slip body. Slip inserts are easily replaced with removal of one retaining pin.

Woolley Type Slips			
<i>Description</i>	<i>Type B Long 4-1/2"</i>	<i>Type B Short 4-1/2"</i>	<i>X-Long 5"</i>
Woolley Type Slip	J-738-244-0100	J-738-144-0100	J-738-350-0100
Left Handle	J-737-000-0100		J-737-000-0700
Right Handle	J-737-000-0300		J-737-000-0701
Center Handle	J-737-000-0200		J-737-000-0800
Left Handle (Flex)	J-737-000-0100F		J-737-000-0700F
Right Handle (Flex)	J-737-000-0300F		J-737-000-0701F
Center Handle (Flex)	J-737-000-0200F		J-737-000-0800F
Handle Pin	J-737-000-0400		J-737-000-1000
Hinge Pin	J-737-000-0500		J-737-344-0500
Insert Retainer Pin	J-737-000-0600		J-737-000-1100
Cotter Pin	J-117-005-0400		

Baash-Ross Style Slips		
<i>Description</i>	<i>DU Regular</i>	<i>DU Long</i>
DU Slips w/Steel Handles	J-7613-62	J-7613-63
DU Slips w/Flex Handles	J-7613-5043	J-7613-5046
Front Handle (Steel)	J-7613-5187	
Rear Handle (Steel)	J-7613-5195	
Hinge Pin w/Cotter	J-7613-A-12	
Front Handle Pin w/Cotter	J-7316-B-12	
Rear Handle Pin w/Cotter	J-7316-C-12	
Liner Retainer Key w/Cotter	J-7313-A-52	J-7313-A-67
Hinge Spring Assembly	J-7613-211	





MUD KING HANDLING TOOLS

DCS Drill Collar Slips

MKP Style DCS uses button style inserts for maximum holding of the collars and tools slip sizes can easily be changed with adding or removing segments or changing button sizes. They use the full wrap around design for a positive and fast slip settings. They are offered in three sizes, short, medium and long to cover all tubular.



Drill Collar Slip	DCS-S		DCS-R		DCS-L					
	3" - 4"	4" - 4-7/8"	4-1/2" - 6"	5-1/2" - 7"	6-3/4" - 8-1/4"	8" - 9-1/2"	8-1/2" - 10"	9-1/4" - 11-1/4"	11" - 12-3/4"	12" - 14"
Slip	J-2572	J-2573	J-2552	J-2550	J-2503	J-2507	J-2530	J-2508	J-2534	J-2536
Circular Buttons	J-2628	J-2620	J-2628	J-2620	J-2630	J-2630	J-2627	J-2630	J-2625	J-2630
Qty Per Slip	49		63		88	96	104	112	136	136
Hinge Pin w/ Cotter Pin	J-2525				J-2520					
Handle Pin c/w Washer & Cotter Pin						J-3769				
Right & Left Handle						J-3765				
Center Handle						J-3766				
Right & Left Handle (Flex)						J-3767F				
Center Handle (Flex)						J-3766F				

Woolley A Style Drill Collar Slips

The MKP Style A Slip with trussed style segments give maximum support, they use three piece inserts which levels easy for complete gripping action.



Woolley Type A Drill Collar Slips	
Part Number	Description
J-709-420-0100	Slip 4-1/4" - 5-3/4"
J-709-540-0100	Slip 5-1/2" - 7"
J-709-660-0100	Slip 6-3/4" - 8-1/4"
J-707-000-0200	Handle
J-707-000-0100	Hinge Pin
J-707-000-0300	Handle Retainer
J-117-005-0400	Cotter Pin f/ Handle & Hinge Pin
J-707-000-0600	Insert Retainer
J-117-005-0200	Cotter Pin f/ Insert Retainer



MUD KING HANDLING TOOLS

Casing Slips CMSXL

The MKP CMSXL Style are full wrap around grip style slips to meet the heavy casing loads, they use button type inserts for maximum grip and range in sizes from 6-5/8" – 30" O.D. casing.

Casing Slips CMSXL														
Casing Size	6-5/8"	7"	7-5/8"	8-5/8"	9-5/8"	10-3/4"	11-3/4"	13-3/8"	16"	18-5/8"	20'	24"	26"	30"
Slip	J-5315	J-5301	J-5303	J-5305	J-5307	J-5309	J-5311	J-5313	J-5325	J-5333	J-5329	J-5331	J-5346	J-5342
Circular Buttons	J-2628	J-2619	J-2630	J-2630	J-2630	J-2630	J-2627	J-2630	J-2631	J-2626	J-2631	J-2631	J-2631	J-2631
Qty Per Slip	144	144	144	156	168	180	204	216	252	300	312	360	396	444
Right End Segment	J-5320													
Left End Segment	J-5321													
Intermediate Segment	J-5322													
Hinge Pin w/ Cotter Pin	J-2525													
Handle Pin c/w Washer & Cotter Pin	J-3769													
Right & Left Handle	J-3765													
Center Handle	J-3766													
Right & Left Handle (Flex)	J-3765F													
Center Handle (Flex)	J-3766F													





MUD KING HANDLING TOOLS

Hinge Casing Spider & UC Slips

The MKP 200 Ton Hinged Casing Spider is designed for loads up to 200 ton from 13-3/8" down to 8-5/8" and smaller using reducing insert bowls. The UC-3 style slips have 3" taper (except 8-5/8" down which has 4" taper). Sizes offered are 8-5/8" to 13-3/8".

Hinge Casing Spider & UC Slips	
Part Number	Description
J-7704-A-79	Hinged Casing Spider 200 Ton 13-3/8"
J-7704-1008	Insert Bowl 13-3/8" x 10-3/4"
J-7704-1009	Insert Bowl 13-3/8" x 8-5/8"
J-7704-5031	UC-3 Casing Slip 8-5/8" x 8-5/8"
J-7704-5028	UC-3 Casing Slip 10-3/4" x 10-3/4"
J-7704-5025	UC-3 Casing Slip 13-3/8" x 13-3/8"
J-7704-A-17	Handle f/Slip
J-7704-A-16	Handle Pin w/ Cotter
J-7704-B-16	Hinge Pin w/ Cotter Pin
J-7704-A-29	Liner Retainer Key w/ Cotter Pin f/8-5/8" Slip
J-7704-5024	Keeper Assembly c/w Bolt & Washer f/ 10-3/4" & 13-3/8" Slips





MUD KING HANDLING TOOLS

Single Joint Elevators

The MK SJ Elevator is designed to enable the drilling rig crew to hoist up the tubular safely to the rig floor without damaging the shoulder or the threads.

Single Joint Elevators	
Part Number	Description
J-SJ0238	Single Joint Elevator 2-3/8"
J-SJ0278	Single Joint Elevator 2-7/8"
J-SJ0350	Single Joint Elevator 3-1/2"
J-SJ0400	Single Joint Elevator 4"
J-SJ0440	Single Joint Elevator 4-1/2"
J-SJ0500	Single Joint Elevator 5"
J-SJ0550	Single Joint Elevator 5-1/2"
J-SJ0700	Single Joint Elevator 7"
J-SJ0758	Single Joint Elevator 7-5/8"
J-SJ0958	Single Joint Elevator 9-5/8"
J-SJ1034	Single Joint Elevator 10-3/4"
J-SJ1134	Single Joint Elevator 11-3/4"
J-SJ1338	Single Joint Elevator 13-3/8"
J-SJ1600	Single Joint Elevator 16"
J-SJ1858	Single Joint Elevator 18-5/8"
J-SJ2000	Single Joint Elevator 20"
J-SJ2400	Single Joint Elevator 24"
J-SJ3000	Single Joint Elevator 30"





MUD KING HANDLING TOOLS

MKP Style MYT Elevator

The MKP Style MYT Elevator is rated at 40 tons. The lightweight tubing elevator is ideal for handling tubing and small casing within its range.



MYT Series Slip Type Elevator	
MYT Elevator less Slip Assembly	J-29328
Latch and Latch Lock Assembly	J-30708
Latch	J-30652
Latch Lock	J-30653
Latch Lock Pin	J-29335
Latch Lock Spring	J-29349
Latch Lock Pin Ret. Pin	J-947128-172
Latch Pin	J-29334
Latch Spring	J-29338
Latch Lock Door Pin	J-30841
Hinge Pin	J-29333
Link Block Assembly	J-29337-1
Link Block	J-29337
Link Block Pin	J-29359
Link Block Bolt Assembly	J-29358-1
Slip Bolt	J-29336
Slip Spring	J-29340
Grease Fitting	J-940308-1


2-7/8" Slip Body		
SIZE	2-7/8"	2-3/8"
Slip Assembly	J-29343-1	J-29343-2
Reducing Insert	J-24773	J-29255
Setting Ring	J-29348	J-29345



MUD KING HANDLING TOOLS

MKP Style YT Elevator

The MKP Style YT Elevator is rated at 75 tons and size range from 1.315" - 3-1/2". Offered in two size slip bodies, the interlocking slips form a circle around tubing, assuring a uniform grip.



Size	3-1/2" Slip Body		2-7/8" Slip Body						
	3-1/2"	2-7/8"	2-7/8"	2-3/8"	2-1/16"	2"	1.900"	1.660"	1.315"
Slip Assembly	J-23108-33	J-23108-34	J-23108-35	J-23108-36	J-23108-37	J-23108-38	J-23108-39	J-23108-40	J-23108-41
Slip	J-23108-31		J-23108-27						
Insert	J-24744	J-30358	J-24773	J-29255	J-29256		J-29257	J-29258	J-29259
Insert Spacer	J-24507		J-24508						
Setting Ring	J-27813-3	J-27695-3		J-27694-3	J-27812-3	J-28821-3	J-27811-3	J-27810-3	J-29001-3

YT Series Slip Type Elevator	
YT Elevator less Slip Assembly	J-23105-3
Latch	J-15348
Latch Pin	J-24182
Latch Lock	J-12972
Latch Cam	J-12946
Latch Lock Pin	J-13530
Latch Spring	J-12978
Guide Plate	J-23630-1
Guide Plate Screw	J-939098-75
Slip Spring	J-23113
Slip Retainer Bolt	J-23115
Hinge Pin	J-23116
Door Lug Pin	J-12529
Link Block Assembly	J-9519-1
Link Block	J-9519
Link Block Pin	J-8151
Link Block Bolt Assembly	J-8145-1
Latch Pin Dowel	J-29464
Grease Fitting	J-940308-1



MUD KING HANDLING TOOLS

Elevators TA Style

The MKP TA Style Elevators are for use on tubing, casing and drill collars. The elevators are balanced for easy handling with safety lock and latch and guarded operating handles. Sizes range from 35 ton to 150 ton and cover all size tubular up to 11-1/4".

Elevators TA Style

Elevator	Upset/Non Upset	1.050"	1.315"	1.660"	1.900"	2-3/8"	2-7/8"	3-1/2"	4"	4-1/2"
TA35	Non	J-32387-150	J-32387-152	J-32387-154	J-32387-156	J-32387-158	J-32387-160			
	Upset	J-32387-151	J-32387-153	J-32387-155	J-32387-157	J-32387-159	J-32387-161			
TA65	Non			J-32385-154	J-32385-156	J-32385-158	J-32385-160	J-32386-162	J-32386-164	J-32386-166
	Upset			J-32385-155	J-32385-157	J-32385-159	J-32385-161	J-32386-163	J-32386-165	J-32386-167
TA100	Non					J-32383-158	J-32383-160	J-32384-162	J-32384-164	J-32384-166
	Upset					J-32383-159	J-32383-161	J-32384-163	J-32384-165	J-32384-167



BJ Type TA Elevator Parts

Frame	TA35		TA65	TA100		TA150	
	J-32387	J-32386	J-32385	J-32384	J-32383	J-32754	J-39342
Latch Lock Assembly	J-32484			J-32382		J-32753	
Latch	J-32446			J-32380		J-32752	
Latch Lock	J-32447			J-32381		J-32752-2	
Latch Lock Pin	J-36685			J-36208		J-36207	
Latch Lock Spring	J-32483			J-32469		J-32758	
Hinge Pin	J-32917	J-32915	J-32916	J-32919	J-32915	J-32924	
Latch Pin	J-32424-4	J-32424-2	J-32424-3	J-32424-1	J-32424-2	J-32762	
Latch Spring	J-32482			J-32470		J-32760	
Link Block	J-23404			J-32430		J-9519	
Link Block Pin	J-23405			J-29359		J-8151	
Lockbar	J-32918	J-32892		J-32920	J-32892	J-32925	
Cotter Pin		J-939667-19		J-939667-19	J-939667-19	J-939672-19	
Link Block Bolt	J-23406	J-939051-69		J-939051-65		J-8145	
Link Block Nut	J-939484-5			J-939484-7		J-8150	
Grease Fitting				J-940308-1			
Expansion Plug	J-944048-1	J-944048-16	J-944048-15	J-944048-19	J-944048-16	J-944048-22	



MUD KING HANDLING TOOLS

Elevators SLX Style

The MKP Style SLX Side Door Elevators are designed for all size casing up to 24" with load rating of 100 ton to 250 ton. The shielded safety latch protects the latch from accidentally opening; the SLX design has a double latch safety feature.



BJ Style SLX Side Door Elevator						
Range	6-5/8"-8-5/8"	9-5/8"-10-3/4"	11-3/4"-13-3/8"	16"	18-5/8"-20"	24-1/2"
Base Frame	J-31239-XXX	J-33950-XXX	J-33982-XXX	J-34087-XXX	J-33632-XXX	J-34175-XXX
Latch	J-31331			J-33634		
Latch Lock	J-31332			J-33635		
Latch Lock Pin	J-29980-4			J-32424-2		
Latch Lock Spring	J-31404			J-33658		
Hinge Pin	J-34611	J-33953	J-33985	J-33646	J-34179	
Latch Pin	J-32424-3			J-33645		
Latch Spring	J-31383			J-33657		
Roller	J-31407					
Roller Pin	J-31584					
Lock Bar	J-34614	J-32918	J-32892		J-31074	
Link Block	J-9519					
Link Block Pin	J-8151					
Link Block Bolt	J-8145					
Link Block Nut	J-8150					
Cotter Pin	J-939667-20					
Grease Fitting	J-940308-1					



MUD KING HANDLING TOOLS

Drill Pipe Elevators G Series

MKP "G" Series 18° Bottleneck Elevators provide center latch operation for running external upset drill pipe from 100 – 350 ton loads. They will exceed the API safety factor for handling it's load capacity. MKP Elevators are made of high quality heat treated alloy steel. The "G" type elevators have a safety latch and latch lock combination to prevent equipment induced accidents.



BJ Drill Pipe Type Elevators							
Size	2-3/8"	2-7/8"	3-1/2"	4"	4-1/2"	5"	5-1/2"
MG	J-30157-116	J-30157-118	J-30157-120	J-30157-121	J-30157-122	J-30157-123	J-30157-124
RG	J-30156-116	J-30156-118	J-30156-120	J-23540-121	J-23540-122	NA	NA
MGG	NA	NA	J-35005-120	J-35005-121	J-35005-122	J-35005-123	J-35005-124
GG	NA	NA	NA	J-31068-121	J-31068-122	J-31068-123	J-31068-124

BJ Drill Pipe Type Elevator Parts					
Description	GG Part Number	MGG Part Number	RG Part Number	MG Part Number	
Size	4" - 5-1/2"		3-1/2" - 5-1/2"		2-3/8" - 3-1/2"
Latch	J-31071	J-34906	J-23543	J-13151	J-11763
Latch Lock	J-13152		J-23729	J-13152	J-11764
Latch Pin	J-31073	J-34097	J-23544	J-24045	J-26814
Latch Pin Dowel	J-18608	J-34911	J-8156	J-29468	J-8156
Latch Spring	J-18416	J-34909	J-23546	J-13155	J-11766
Latch Lock Spring	J-13188				NA
Latch Lock Bolt	J-15101		NA	NA	
Door Lug Pin	J-13190		J-23547	J-13190	J-12529
Door Catch Arm Pin	J-12916		NA	NA	
Door Catch Spring	J-9561		NA	NA	
Door Catch Arm Assembly	J-13821		NA	NA	
Stop Spring	J-13185		J-23548	J-13185	
Hinge Pin	J-31072	J-34908	NA	NA	J-26813
Link Block Assembly	J-9519-1				J-26817-1
Link Block	J-9519				J-26817
Link Block Pin	J-8151				J-8031
Link Block Bolt Assembly	J-8145-2				J-8145-2
Hinge Pin Lock Bar	J-31074	J-34910	NA	NA	
Cotter Pin	J-939667-19		NA	NA	
Latch Lock Nut	J-939484-8		NA	NA	
Grease Fitting	J-940308-1		NA	NA	
Latch Cam					J-11581



MUD KING HANDLING TOOLS

Drill Pipe Tongs

The BJ Style Tongs covers all pipe sizes up to 36" with extension heads in the B series; MKP offers the tongs with torque ratings up to 65,000 FT/LBS with the DB series. The multiple latch steps on the jaws will cover different size pipe without removing jaws.



BJ Type "DB" Style Drill Pipe and Casing Tong

Part Number	Description
J-30111	Tong Complete w/o Lug Jaws
J-26782	Hanger Assembly
J-25860	Hinge Pin
J-24528	Hinge Pin Nut
J-25853-1	Latch Assembly
J-30064-2	Long Jaw Assembly
J-30065-2	Short Jaw Assembly
J-30062-2	Lug Jaw (3-1/2" - 8-1/4")
J-30066-2	Casing Lug Jaw Assembly (8" - 11-3/4")
J-30707-1	Lug Jaw Assembly (8" - 11-3/4")
J-30067	Lug Jaw Assembly (11-3/4" - 14-3/8")
J-30069	Lug Jaw (16" - 17")
J-30068-3	Hinge Jaw Assembly (8-1/4" - 17")

BJ Type "B" Style Drill Pipe & Casing Tong

Part Number	Description
J-30114	Tong Complete w/o Lug Jaws (Long Lever)
J-30114-1	Tong Complete w/o Lug Jaws (Short Lever)
J-26782	Hanger Assembly
J-11140	Hinge Pin (Drop In)
J-11141	Hinge Pin (Threaded)
J-11142	Hinge Pin Nut
J-11138-1	Latch Assembly
J-11194-1	Long Jaw Assembly
J-11765-1	Latch Lug Jaw Assembly (3-1/2" - 5")
J-23622-1	Latch Lug Jaw Assembly (5" - 6-3/4")
J-11196-2	Latch Lug Jaw Assembly (6-5/8" - 9")
J-11297-1	Latch Lug Jaw Assembly (9" - 10-3/4")
J-13285-1	Latch Lug Jaw Assembly (11-3/4")
J-24592-1	Latch Lug Jaw Assembly (13-3/8")
J-23927-1	Latch Lug Jaw Assembly (4" - 5-1/2")
J-11196-3	Latch Lug Jaw Assembly (4-1/4" - 6-3/4")



MUD KING HANDLING TOOLS



BJ Type "LF" Drill Pipe and Casing Tong	
<i>Part Number</i>	<i>Description</i>
J-30121	Tong Complete w/o Lug Jaws
J-23916-1	Hanger Assembly
J-23921	Hinge Pin
J-8150	Hinge Pin Nut
J-23914-1	Latch Assembly
J-23909-1	Long Jaw Assembly
J-23910-1	Short Jaw Assembly
J-23911-1	Latch Lug Jaw Assembly (2-3/8" - 3-1/2")
J-23912-3	Latch Lug Jaw Assembly (3-1/2" - 5")
J-23913-1	Latch Lug Jaw Assembly (4-3/4" - 6-1/4")
J-25010-1	Latch Lug Jaw Assembly (5-3/4" - 7")

BJ Type "C" Style Drill Pipe and Casing Tong	
<i>Part Number</i>	<i>Description</i>
J-30117	Tong Complete w/o Lug Jaws (Long Lever)
J-30117-1	Tong Complete w/o Lug Jaws (Short Lever)
J-13264-1	Hanger Assembly
J-11520-1	Hinge Pin (Drop In)
J-11521-1	Hinge Pin (Threaded)
J-11522	Hinge Pin Nut
J-11933-1	Latch Assembly
J-11511-1	Long Jaw Assembly
J-11511	Long Jaw
J-11513-1	Short Jaw Assembly (7-5/8" - 10-3/4")
J-11513-1	Short Jaw
J-11513-5	Short Jaw Assembly (2-3/8" - 7")
J-11513-2	Short Jaw
J-30728-1	Latch Lug Jaw Assembly (2-3/8" - 3.668")
J-30727-1	Latch Lug Jaw Assembly (2-7/8" - 4-1/4")
J-11939-4	Latch Lug Jaw Assembly (3-1/2" - 5-1/4")
J-11940-2	Latch Lug Jaw Assembly (5-1/4" - 7")
J-11941-1	Hinge & Latch Lug Jaw Assembly (7" - 8-5/8")
J-11941-2	Latch Lug Jaw (7" - 8-5/8")
J-11942-1	Hinge Jaw Assembly (7" - 8-5/8")
J-13799-1	Hinge & Latch Lug Jaw Assembly (9-5/8" - 10-3/4")
J-13799	Latch Lug Jaw (9-5/8" - 10-3/4")
J-13798-1	Hinge Jaw Assembly (9-5/8" - 10-3/4")



MUD KING HANDLING TOOLS



BJ Type "SDD" Drill Pipe and Casing	
Part Number	Description
J-31054	Tong Complete w/o Lug Jaws
J-31055-1	Lever Assembly
J-31064	Hinge Pin
J-24528	Hinge Pin Nut
J-31058-1	Latch Assembly
J-31056-1	Long Jaw Assembly
J-31057-1	Short Jaw Assembly
J-31059-1	Lug Jaw Assembly (4" - 8-1/2")
J-31060	Lug Jaw Assembly (8-1/2" - 12")
J-31061	Lug Jaw Assembly (12" - 15")
J-31063	Lug Jaw Assembly (15-3/4")
J-31062	Lug Jaw Assembly (16" - 17")
J-31065-1	Hinge Jaw Assembly (8-1/2" - 17")



MUD KING HANDLING TOOLS

BJ Type HT55 Manual Tong

The BJ Style HT-55 Tong is designed for making up and breaking connections of tubular goods with capacity to 55,000 Lbs/ft. Sizes range from 2 3/8" to 13-3/8". This tong is designed with more safety features to prevent injury.



BJ Type HT55 Drill Pipe and Casing	
Part Number	Description
J-200560	Tong Complete w/o Lug Jaws (Long Lever)
J-200560-1	Tong Complete w/o Lug Jaws (Short Lever)
J-203344	Hanger Assembly
J-200572	Hinge Pin Nut
J-200567	Hing Pin Threaded
J-200563-1	Long Jaw Assembly
J-200564-1	Short Jaw Assembly
J-200566-1	Latch Jaw Assembly
J-200083-1	Lug Jaw Assembly (Range 3-1/2" - 5")
J-200084-1	Lug Jaw Assembly (Range 5" - 6-3/4")
J-200085-1	Lug Jaw Assembly (Range 6-5/8" - 9")
J-200086-1	Lug Jaw Assembly (Range 9" - 10-3/4")
J-200087-1	Lug Jaw Assembly (Range 11-3/4")
J-200089-1	Lug Jaw Assembly (Range 12-3/4" - 13")
J-200090-1	Lug Jaw Assembly (Range 13-3/8")



MUD KING HANDLING TOOLS

Web Wilson Style Tongs

MKP offers the AAX, B, and C Rotary Tongs with torque ratings from 20,000 – 55,000 lbs for tubing, casing, and drill strings, all tongs are made of cast Alloy steel. The interchangeable lug jaw design permits tongs to handle most pipe sizes up to 13-3/8". The stirrup –type self locking latch reverses the possibility of unlatches under load.



Web Wilson Type C Style Tongs	
Part Number	Description
J-8531-5013	Tong Complete With Standard Lever Less Lug Jaws
J-4215	Lug Jaw (2-3/8" - 3-1/2")
J-4218	Lug Jaw (2-3/8" - 3-3/4")
J-429	Lug Jaw (2-7/8" - 4-1/4")
J-427	Lug Jaw (4" - 5-3/4")
J-423	Lug Jaw (5-3/4" - 7")
J-428	Lug Jaw (7-1/4" - 8-5/8")
J-4212	Lug Jaw (9-5/8" - 10-3/4")
J-422	Long Jaw
J-424	Short Jaw
J-425	Latch
J-426	Hanger
J-4210	Latch Spring
J-4211	Hinge Pin
J-4321	Die
J-4217	Hanger Adjustment Bolt & Nut
J-4217	Lever End Bolt & Nut
J-10037	Tong Die Retainer Pin

Web Wilson Type B Style Tongs

Part Number	Description
J-8531-5065	Tong Lever Complete w/o Lug Jaws (Short lever)
J-8531-5019	Tong Lever Complete w/o Lug Jaws (Standard lever)
J-442	Long Jaw
J-444	Short Jaw
J-445	Latch
J-436	Hanger
J-4510	Latch Spring
J-4411	Hinge Pin
J-4521	Die
J-4538	Hanger Adjustment Bolt & Nut
J-4538	Lever End Bolt & Nut
J-10037	Tong Die Retainer Pin
J-448	Lug Jaws (2-3/8" - 3-3/4")
J-438	Lug Jaws (3-1/2" - 4-5/8")
J-449	Lug Jaws (4-1/2" - 5-3/4")
J-443	Lug Jaws (5-1/4" - 7-1/4")
J-4420	Lug Jaws (6-7/8" - 8-5/8")
J-4421	Lug Jaws (9" - 10-3/4")

Web Wilson Type AAX Style Tongs

Part Number	Description
J-8531-5025	Tong Complete With Standard Lever Less Lug Jaws
J-8531-5057	Tong Complete With Short Lever Less Lug Jaws
J-4522	Lug Jaw (2-7/8" - 3-3/4")
J-4523	Lug Jaw (3-1/2" - 4-1/2")
J-4528	Lug Jaw (4" - 5-1/4")
J-4527	Lug Jaw (5" - 7-1/4")
J-8531-5192	Lug Jaw (6-7/8" - 8-5/8")
J-4524	Lug Jaw (9" - 10-3/4")
J-4529	Lug Jaw (10-3/4" - 11-3/4")
J-4530	Lug Jaw (13-3/8")
J-4512	Long Jaw
J-454	Short Jaw
J-4553	Latch
J-436	Hanger
J-4510	Latch Spring
J-4611	Hinge Pin
J-4731	Die
J-4538	Hanger Adjustment Bolt & Nut
J-4538	Lever End Bolt & Nut
J-10114	Tong Die Retainer Pin



MUD KING HANDLING TOOLS

Type T and C Safety Clamp


The MK Type T and C Safety Clamp are designed to hold flush joint tubular or other slick tools safely and prevent the dropping of strings into well. The T and C sizes range from 1-1/8" – 15-5/8" with the ease of adding or removing of links.

Type C Safety Clamp

Part Number	Range
J-7624-5007	3-3/4" - 4-5/8"
J-7624-5008	4-1/2" - 5-5/8"
J-7624-5009	5-1/2" - 6-5/8"
J-7624-5010	6-1/2" - 7-5/8"
J-7624-5011	7-1/2" - 8-5/8"
J-7624-5012	8-1/2" - 9-5/8"
J-7624-5013	9-1/2" - 10-5/8"
J-7624-5014	10-1/2" - 11-5/8"
J-7624-5015	11-1/2" - 12-5/8"
J-7624-5016	12-1/2" - 13-5/8"
J-7624-5017	13-1/2" - 14-5/8"
J-7624-5018	14-1/2" - 15-5/8"

Type T Safety Clamp

Part Number	Range
J-7624-5044	1-1/8" - 2"
J-7624-5045	2-1/8" - 3-1/4"
J-7624-5046	3-1/4" - 4-1/2"



Type C & T Safety Clamp Parts

Description	Type C Parts	Type T Parts
Link Assembly Complete	J-7624-A-7	J-7624-B-7
Intermediate Link	J-7624-A-1	J-7624-A-18
Slip w/ Cotter Pin	J-7624-A-4	J-7624-A-21
Slip Spring	J-7624-E-5	J-7624-B-21
Link Pin w/ Cotter Pin	J-7624-C-5	
End Link (Screw Side)	J-7624-A-3	J-7624-A-20
End Link (Pivot Block Side)	J-7624-A-24	J-7624-A-19
End Link Pin w/ Chain	J-7624-F-5	
Screw	J-7624-A-5	
Nut	J-7624-B-5	
Wrench	J-7624-A-25	
Pivot Block	J-7624-A-5000	
Pivot Block Pin	J-7624-D-5	
Handle	J-7624-A-6	
Handle Link Pin w/ Cotter	J-7624-G-5	
Safety Clamp Box	J-7624-A-36	J-7624-A-9



MUD KING HANDLING TOOLS

MP Clamp

The MP Style Clamp catches tubular from 2-7/8" – 30-1/2" to safeguard against dropping string with the adjustment of the tool. The head's forged heat treated steel contraction gives this tool long life and dependability. The clamp can also be inserted and fitted with hold down lugs for snubbing operations.

Safety Clamps		
Style	Size Range	Part Number
MP-S	2-7/8" - 4-1/8"	J-33030
	4" - 5"	J-33031
MP-R	4-1/2" - 5-5/8"	J-33011
	5-1/2" - 7"	J-33012
	6-3/4" - 8-1/4"	J-33013
	8" - 9-1/4"	J-33014
	9-1/4" - 10-1/2"	J-33015
MP-M	10-1/2" - 11-1/2"	J-33016
	11-1/2" - 12-1/2"	J-33017
	12-1/2" - 13-5/8"	J-33018
	13-5/8" - 14-3/4"	J-33019
	14-3/4" - 15-7/8"	J-33020
MP-L	15-7/8" - 17"	J-33021
	17" - 18-1/2"	J-33022
	18-1/8" - 19-3/8"	J-33023
MP-XL	19-3/8" - 20-3/8"	J-33024
	20-3/8" - 21-1/2"	J-33025
	21" - 22-5/8"	J-33032
	22-5/8" - 23-3/4"	J-33033
	23-3/4" - 24-7/8"	J-33034
	24-7/8" - 26"	J-33035
	26" - 27-1/8"	J-33036
29-3/8" - 30-1/2"	J-33039	



Safety Clamp Parts	
Part Number	Description
J-3335	Link Assembly Complete (S Only)
J-3319	Link Assembly Complete (R , M & L)
J-3306	Link w/ Cotter Pin
J-3307	Pin w/ Cotter Pin
J-3325	Die Carrier Assembly (S Only)
J-3324	Die Carrier Assembly (R, M & L)
J-3309	Die Carrier
J-3311	Spring
J-51604-18	Roll Pin
J-51405-28	Cotter Pin
J-3318	Side Link Bar
J-3304	Link Latch (S, R , M & L)
J-3321	Link Latch (XL Only)
J-3308	Screw Pin w/ Cotter Pin
J-3315	Screw Pin Bushing
J-51405-10	Cotter Pin
J-3302	Screw
J-2714	Thrust Washer
J-3303	Makeup Nut
J-3305	Handle
J-3320	Wrench
J-3331	Box



MUD KING HANDLING TOOLS



Master Bushings

MKP Master Bushings are designed for SQ and Pin drive Kelly bushings from sizes 17-1/2" to 37-1/2" rotary tables. The pin drive allows the use of extended insert bowls to meet flush with the top of table which means better slip support and preventing damage to drill pipe. The SQ drive bushing has a 4" deep recess to be used with the SQ drive Kelly bushings. Short and medium style slips are used in the SQ drive for shallower depth and drilling.

Master Bushings

<i>Make</i>	<i>Size</i>	<i>MPCH</i>	<i>MSPC</i>	<i>MSP/MDSP</i>	<i>MSS</i>	<i>MBSS</i>
API	17-1/2"				J-1006-1	J-1003
	20-1/2"		J-1805-1		J-1007-1	J-1007
	27-1/2"		J-1808-1	J-5429-1	J-1010-1	
Brewster	RSH-18			J-70526-4	J-1006-8	J-1001
	RSB-18					J-1001-B
	RSH-22				J-1008-3	J-1008
	RSH-27-1/2"		J-1808-8	J-5429-2		J-1013
Emsco	17-1/2"				J-1006-1	J-1003
	20-1/2"		J-1805-1	J-70539-4	J-1007-1	J-1006
	27-1/2"		J-1808-1	J-5429-1		J-1010
	37-1/2"	J-6601-2				
Ideco	17-1/2"				J-1006-5	J-1002
	20-1/2"			J-70539-1	J-1007-1	J-1007
	23"		J-1806-1	J-70539-9	J-1008-1	J-1005
	27-1/2"		J-1808-7	J-5429-7	J-1010-7	J-1016
	37-1/2"	J-6601-4				
Oilwell	17-1/2"				J-1006-1	J-1003
	20-1/2"		J-1805-1	J-70539-4		J-1000
	A20-1/2"					J-1006
	27-1/2"		J-1808-1	J-5429-1		J-1010
	37-1/2"	J-6601-3				
National	17-1/2"				J-1006-1	J-1004
	20-1/2"		J-1805-1	J-70539-4	J-1007-1	J-1006
	27-1/2"		J-1808-5	J-5429-5	J-1010-5	J-1012
	37-1/2"	J-6601-1				
Gardner Denver	17-1/2"					J-1003
	20-1/2"					
	22-1/2"					J-1009
	27-1/2"		J-1808-1			J-1010
	37-1/2"	J-6601-7				



MUD KING HANDLING TOOLS



Casing Bushings

The MK Style Casing Bushings are designed to fit into the rotary table for perfect alignment with the well bore. All bushings are designed to be fitted with insert bowls to accommodate all pipe and casing sizes. The bushings and bowls are designed to be used with the CMSXL slips and all API 4 tapered slips.

Casing Bushing			
Manufacturer	Rotary Table Size	Casing Size	Casing Bushing/Insert Bowl
All	17-1/2" - 20-1/2"	11-3/4" - 13-3/8"	J-3102
		9-5/8 & 10-3/4	J-1902
All	26 & 27-1/2	18-5/8 & 20	J-3103
		2-3/8 - 8-5/8	J-1809
		11-3/4 & 13-3/8	J-3105
		16	J-3104
All (27-1/2 API)	27-1/2	20	J-6695
		9-5/8 & 10-3/4	J-6114
		11-3/4 & 13-3/8	J-6126
NATIONAL	37-1/2 - 49-1/2	16	J-6127
		20	J-10187
		9-5/8 & 10-3/4	J-6114
		11-3/4 & 13-3/8	J-6126
		16	J-6127
		24	J-11253
		16	J-11486
		18-5/8 & 20	J-16964
OILWELL / WIRTH	37-1/2 - 49-1/2	26	J-16454
		30	J-11763
		20	J-10188
		9-5/8 & 10-3/4	J-6114
		11-3/4 & 13-3/8	J-6126
		16	J-6127
		24	J-6170
EMSCO	37-1/2 - 49-1/2	16	J-11486
		18-5/8 & 20	J-16964
		30	J-12093
		20	J-11553
		9-5/8 & 10-3/4	J-6114
		11-3/4 & 13-3/8	J-6126
		16	J-6127
		24	J-16542
IDECO	37-1/2	16	J-11486
		18-5/8 & 20	J-16964
		30	J-11633
		20	J-10189
		9-5/8 & 10-3/4	J-6114
IDECO	37-1/2	11-3/4 & 13-3/8	J-6126
		16	J-6127
		30	J-12092
		20	J-10189



MUD KING HANDLING TOOLS



MKP Kelly Drive Bushings

The MKP Square and Pin Drive Bushings are designed for shallow, medium depth and deep well drilling. The bushing will accommodate 3" – 6" hex and square Kellys. Standard fiber sleeve bearings are offered with optional roller bearings upon request.

Kelly Bushings				
<i>Kelly Size/Type</i>	<i>KRVS</i>	<i>KRBM</i>	<i>27 HDP</i>	<i>27 HDS</i>
3" Hex	J-1402-30	J-5208-30	J-3650-30	J-3635-30
3-1/2" Hex	J-1402-35	J-5208-35	J-3650-35	J-3635-35
4-1/4" Hex	J-1402-42	J-5208-42	J-3650-42	J-3635-42
5-1/4" Hex			J-3650-52	J-3635-52
6" Hex			J-3650-60	J-3635-60
2-1/2" Sq	J-1401-25	J-5209-25		
3" Sq	J-1401-30	J-5209-30	J-3651-30	J-3636-30
3-1/2" Sq	J-1401-35	J-5209-35	J-3651-35	J-3636-35
4-1/4" Sq	J-1401-42	J-5209-42	J-3651-42	J-3636-42
5-1/4" Sq	J-1401-52		J-3651-52	J-3636-52
6" Sq			J-3651-60	J-3636-60

Roller Assemblies			
<i>Size</i>	<i>KRVS</i>	<i>KRBM</i>	<i>HDP/HDS</i>
3" Hex	J-1450	J-5210	J-3667
3-1/2" Hex	J-1451	J-5211	J-3668
4-1/4" Hex	J-1452	J-2948	J-3669
5-1/4" Hex			J-3672
6" Hex			J-3673
2-1/2" Sq	J-1445	J-2949	
3" Sq	J-1446	J-2943	J-3660
3-1/2" Sq	J-1447	J-2944	J-3661
4-1/4" Sq	J-1448	J-2945	J-3662
5-1/4" Sq			J-3665
6" Sq			J-3666

Master Bushing Insert Bowls & Accessories


The MK Style Insert Bowls are designed to work with the MPCH and Solid master bushings to accommodate sizes up to 13-3/8". We also provide 2 and 4 leg lifting slings and a bit breaker adapter plate.



Master Bushing Insert Bowls & Accessories	
Part Number	Description
J-1810	API # 3 Insert Bowl 8-5/8" and Smaller
J-1904	API # 2 Insert Bowl 9-5/8" - 10-3/4"
J-1903	API # 1 Insert Bowl 11-3/4" - 13-3/8"
J-6608	API # 3 Insert Bowl w/ Ears 8-5/8" and Smaller
J-6609	API # 2 Insert Bowl w/ Ears 9-5/8" - 10-3/4"
J-6610	API # 1 Insert Bowl w/ Ears 11-3/4" - 13-3/8"
J-1021	Lifting Sling (2 Leg)
J-6699	Lifting Sling (4 Leg)
J-1816	Bit Breaker Adapter Plate



MUD KING HANDLING TOOLS



Tubing Spider Slips


The Cavins Style C and CHD covers loads up to 125 ton and ranges in size from 1.315" to 5-1/2". The MKP styles are air operated with full circle wrap around inserts to prevent damage to tubing.

Type C & CHD Parts List

Part Number	Description
J-65000	Type "C" Spider Assembly
J-65000HD	Type "HD" Spider Assembly
J-65101	Body, Type "C" Spider (includes one J-65102 Spider Gate and two J-65114 Door Pins with Chains)
J-65101HD	Body, Type "HD" Spider (includes one J-65102 Spider Gate and two J-65114 Door Pins with Chains)
J-65102	Gate
J-65103	Link (includes two J-65125 Link Bushings and two J-992073-4 Grease fittings)
J-65104	Left Hand Crank Shaft
J-65105	Right Hand Crank Shaft
J-65106	Lift Arm
J-65107	Yoke
J-65108	Safety Guard
J-992073-4	Grease Fitting
J-992005-09	Hex Head Cap Screw
J-992005-07	Hex Head Cap Screw
J-992089-09	Hex Nut
J-992005-01	Hex Head Cap Screw
J-992051-10	Lock Washer
J-65114	Door Pin with Chain
J-992075-144	Lift Arm Set Screw
J-992161-06	Lift Arm Taper Pin
J-65122	Shaft Retaining Clip
J-992073-01	Grease Fitting
J-65124	Crank Shaft Bushing
J-65125	Link Bushing
J-65126	Spacer
J-992285-MH-6-6	Male Disconnect
J-46053	Pipe Nipple
J-65135	Safety Latch
J-65136	Safety Bolt
J-65140	Hydraulic Cylinder
J-992107-15	Jam Nut

Slip Bodies & Inserts

Part Number	Description
J-65622	Slip Bodies 1.315" to 3 1/2" range
J-65652-1.315	1.315" FC Inserts
J-65652-1.660	1.660" FC Inserts
J-65652-1.900	1.990" FC Inserts
J-65652-2.065	2.062" FC Inserts
J-65652-1	2 3/8" FC Inserts
J-65652-2	2 7/8" FC Inserts
J-65652-3	3 1/2" FC Inserts
J-65623	Slip Bodies 3 1/2" to 4 1/2"
J-65653-1	3 1/2" FC Inserts (made to order only)
J-65653-2	4" FC Inserts
J-65653-3	4 1/2" FC Inserts
J-65624-1	5" Solid Slip Bodies
J-65624-2	5 1/2" Solid Slip Bodies
J-65116	Bolt
J-992089-13	Nut
J-65601	Retainer Ring
J-992012-44	Cotter Pin





MUD KING HANDLING TOOLS

Manual Spiders

The TS 100 Style Manual Spider comes in two ranges: 3-1/2" Bowl and 5-1/2" Bowl. The bowl sits differently in the API SQ Bushing in table or can be bolted to adapter plate.

TS 100 Style Tubing Spider	
Part Number	Description
J-7502-100	Manual Tubing Spider 1.66 - 3.5 Size 100 Ton
J-7502-103	Manual Tubing Spider 3.5 - 5.5 Size 100 Ton
J-7502-104	Slip Assy 3 1/2" Less Inserts
J-7502-70	Slip Assy 5 1/2" Less Inserts
J-7502-A-5069	Slip Insert 3 1/2" x 3-1/2"
J-7502-A-5070	Slip Insert 3-1/2" x 2 7/8"
J-7502-A-5071	Slip Insert 3-1/2" x 2 3/8"
J-7502-A-26	Slip Insert 5 1/2" x 5-1/2"
J-7502-D-26	Slip Insert 5-1/2" x 5"
J-7502-C-26	Slip Insert 5-1/2" x 4 1/2"
J-7502-G-26	Slip Insert 5-1/2" x 4"
J-7502-F-26	Slip Insert 5-1/2" x 3-1/2"





MUD KING HANDLING TOOLS

Rod Hook

The MKP Rod Hook is designed with a load rating of 25 tons. The special designed snap-in latch mechanism lets rod elevator bail hook in without operator releasing latch and bail is held secure in place until released.

Trico Style Heavy-Lift Short Snap-In Rod Hook

Part Number	Description
J-RH25-35	Hook - complete
J-554-543-400	Bearing
J-554-542-500	Grease cap
J-554-544-800	Housing - spring
J-554-544-400	Latch
J-554-544-200	Lever
J-554-542-901	Nut
J-554-543-105	Pin - latch
J-554-543-100	Pin - Lever
J-554-542-700	Plug - Bail
J-554-542-600	Screw - Grease cap
J-554-544-700	Spring
J-554-579-000	Repair kit



Rod Elevators

The MKP Style Plate Type Elevators are unique with interchangeable heat treated steel plates for different size rods and ease of changing plates when worn to limit wear on elevator body.



Mud King Rod Elevator

Part Number	Description
J-RE3478	Rod Elevator 3/4" - 7/8"
J-RE5834	Rod Elevator 5/8" - 3/4"
J-RE7810	Rod Elevator 1"
J-RE0118	Rod Elevator 1-1/8"
J-RE0114	Rod Elevator 1-1/4"
J-RE330102	Rod Elevator Plate Screw
J-RE330103A	Washer 1/2"~5/8"
J-RE330103B	Washer 5/8"~3/4"
J-RE330103C	Washer 3/4"~7/8"
J-RE330203A	Washer 1"
J-RE330203B	Washer 1-1/8"
J-RE330203C	Washer 1-1/4"
J-RERK112118	Rod Elevator 1/2"~1-1/8" Minor Repair Kit
J-RERK114	Rod Elevator 1-1/4" Minor Repair Kit